



RIVA | STUDIO

## High Efficiency Cassette & Freestanding Fires

Stovax's dedication to the development of premium quality stoves and fireplaces over the past 30 years has helped to make it one



of Europe's leading specialist manufacturers. Now the company's expertise has brought woodburning technology to the very pinnacle of performance and design with the introduction of the Riva Studio.

Expertly designed, the Riva Studio's clean, contemporary lines complement modern interiors and incorporate Stovax's technically advanced cleanburn combustion systems, which provide outstanding flame pictures and superior heating efficiencies, powerful airwash systems to help keep the window clean and the facility for practical options such as fan-assisted convection and multi-space heating.

To own a Riva Studio is to make a design statement that will become a heart-warming focal point to your home. There are several different styling options from the simple Edge or Cool Wall kits to the larger format Steel, Glass or Ceramic frames, there are even several Freestanding, Bench mounted & Hearth mounted models to ensure that there will be a Riva Studio just right for you.

Just as importantly, by burning logs, the Riva Studio fires use an energy source that is carbon neutral, renewable and infinitely better for our environment.

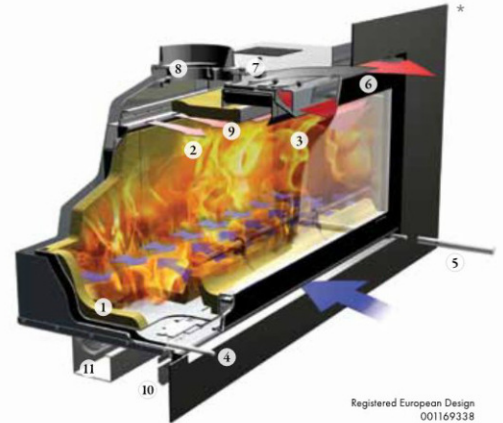
## Key Design Features



Stovax Riva Studio fires feature the very latest cleanburn combustion systems, allowing them to burn logs with outstanding efficiency, resulting in more heat delivery into the room and less going up the chimney. This technological advancement is achieved by introducing preheated, secondary air into the firebox to burn the excess hydrocarbons in the smoke. Airwash air flow also helps keep the window clean, allowing you to enjoy the flames to the full. The Riva Studio offers you full control of flame aesthetics. From a lazy roll to a lively roar, you can adjust your fire to suit your mood. The doors on the Studio 1 and 2 are left hinged whilst the larger Studio 3 door opens downwards, minimising the risk of ash falling beyond the hearth and into the room.

### Riva Studio design features

1. TCL (Technical Combustion Lining) High density thermal liner system
2. Heated air jets from cleanburn ports to hydrocarbons in smoke
3. Airwash air flow
4. Primary control
5. Removable handle (Studio 1, 2 & 3) and door opening catch (Studio 1 & 2)
6. Convected and radiant heat
7. Convected heat ducting system outlet
8. Easy fit flue connection
9. Removable baffles
10. External air facility (cassettes only)
11. Optional fan kit (cassettes only)
12. Optional 10° flue outlet (cassettes only)
13. Optional Smoke Control Kit (Studio 1 & 2 only - not illustrated)



Registered European Design  
001169338

\* Illustration shows Cassette fire with frame.

## Woodburning

All Riva Studio models are designed for woodburning only. Wood is an environmentally friendly fuel; when burnt, the carbon dioxide released into the atmosphere is approximately the same as that absorbed by the tree during growth. It is also a renewable resource, particularly when derived from plantations and cultivated woodland.



For optimum results, we recommend logs should be seasoned for 2 years or more to achieve a moisture content below 20%. This will not only give twice the output of freshly felled timber but help avoid a build up of tar in your flue. Furthermore, if you can obtain hardwood logs this is better still, as they will have up to twice the calorific value of softwoods.



The Riva Studio 1 & Riva Studio 2 have also been approved by DEFRA for the burning of logs in towns and city areas subject to Smoke Control Regulations.

## Product Warranty



Your Stovax retailer will provide you with a Two Year Warranty for your new Riva Studio. The second year's warranty is subject to the stove being serviced 12 months after installation & excludes certain consumable parts. Full details of these warranties are available to view at [www.stovax.com](http://www.stovax.com).



## Expert Retailer Network

We take great care to ensure that our fires are designed, tested and manufactured to the highest possible quality and safety standards. We are just as concerned to make certain that they are sold and installed correctly so that you enjoy years of pleasure from your purchase.

Accordingly, you will find our products are only available from experienced, independent retailers who will enable you to see a selection of models locally in their showrooms, often fully operational; discuss your individual requirements both technical (such as sizing the heat output to your room and advising on your flue type) and visual; and ensure that you select the most appropriate product for your home. These retailers will also be able to advise on or assist with the installation process as well as help provide any after-sales support and servicing your appliance may require in the future.

Whilst we encourage our retailers to promote fireplace products and their outlets via the internet, we do not believe suitable levels of customer care and satisfaction can be obtained from nationwide online sales and we would strongly recommend that you consider this when undertaking your research and making a purchasing decision. Further, please be aware that we do not offer technical support (beyond our statutory responsibilities) to products bought via nationwide online sales, where this support would normally be offered by one of our qualified, independent retailers.

# RIVA | STUDIO SIZE OPTIONS 1, 2 & 3

Riva Studio's are available in 3 sizes each with a wide variety of frame options. From glass and steel to ceramic and stone, there will be a frame to suit your own personal taste and style. Alternatively the Studio can be fitted with an Edge kit for a more minimalist appearance. This brochure is organised by frame style - but your first decision is to identify the correct Studio size and heat output for your room, and then select the frame style to suit your home.

	Studio 1	Studio 2	Studio 3
Heat Outputs	5.0kW	8.0kW	11.0kW
Dimensions mm (wxhxd)	745x415x350	950x440x350	1332x450x393
Max. log length	300mm (12")	400mm (16")	500mm (20")

## Key features for all Studio sizes

- High efficiency - 75%
- Boost setting for lighting and re-fueling
- Removable steel and TCL baffles
- TCL firebox lining
- Radiant heat and convected heat
- External air facility (cassette only)
- Optional fan-assisted convection system (cassette only)
- Optional warm air ducting system
- Top flue connection (internal Ø) - 153mm (6")
- Approved for Smoke Control areas\*

\* Sizes 1 and 2 only. When fitted with Smoke Control Kit and used in accordance with the operating instructions.



**Riva Studio Cassette Options:**

Fireplace Tile Surround Packages <sup>†</sup> .....	Please see separate brochure
External air kit .....	RVS-AIR
Studio 1 Fan-assisted convection kit (240v).....	RVS-SFAN
Studio 2/3 Fan-assisted convection kit (240v).....	RVS-LFAN
Warm air ducting kit <sup>†</sup> .....	8572
10° angled flue outlet <sup>†</sup> .....	RVS-CA7589
Smoke Control Kit Studio 1 .....	RVS-1SCKIT
Smoke Control Kit Studio 2 .....	RVS-2SCKIT

<sup>†</sup> Please see page 35 for further details



**Left top:**  
Riva Studio 1 Profil.

**Left bottom:**  
Riva Studio 2 Bauhaus in Midnight Black Metallic.

**Right:**  
Riva Studio 3 Edge.

# RIVA | STUDIO STYLING OPTIONS

These pages outline the many different frame options available for the Riva Studio fires, all of which are shown in detail throughout the brochure. From the frameless Edge to the impressive Verve, these frame options have all been designed specifically to complement the visuals of the Riva Studio cassette and offer you a spectrum of different styles and materials. There are even Freestanding, Bench mounted & Hearth mounted versions so you can be sure to find a fire that will be perfect for your home, making your Riva Studio a focal point that the whole family will warm to.

Frame Options	Pages	Studio 1	Studio 2	Studio 3
Profil	8 to 9	✓	✓	✓
Ceramica Wave	10 to 11	✓	✓	✗
Edge	12 to 13	✓	✓	✓
Glass	14 to 15	✓	✓	✓
Steel	16 to 17	✓	✓	✓
Verve	18 to 19	✓	✓	✓
Bauhaus	20 to 21	✓	✓	✓
Firenza	22 to 23	✓	✓	✗
Pienza	22 to 23	✓	✓	✗
Sienna	22 to 23	✓	✓	✗
Sorrento	24 to 25	✓	✓	✗
Bench (Steel & Glass frames)	26 to 27	✓	✓	✓
Freestanding (complete product)	28 to 31	✓	✓	✗



Riva Studio Bench - Glass



Riva Studio Bench - Steel



Riva Studio Edge



Riva Studio Freestanding



Riva Studio Sorrento - Natural Limestone



Riva Studio Sorrento - Polished Black Granite



Riva Studio Verve (horizontal curve) (aerial view below)



Riva Studio Profil



Riva Studio Bauhaus - Polished Stainless Steel



Riva Studio Bauhaus - Midnight Black Metallic



Riva Studio Glass



Riva Studio Sienna



Riva Studio Firenze



Riva Studio Pienza



Riva Studio Steel



Riva Studio Ceramica Wave - Graphite



Riva Studio Ceramica Wave - Oyster White



Riva Studio Ceramica Wave - Oyster White & Graphite









# RIVA | STUDIO CERAMICA WAVE

The very latest in fire design. It is hard not to warm to the outstanding modern appeal of the Riva Studio Ceramica Wave. Specially designed for contemporary living, this stunning frame is available in a choice of three finishes for the Riva Studio 1 & 2 fires. Whether you opt for the dramatic all Graphite frame, the minimalist Oyster White frame or the contrasting Graphite and Oyster White frame, the Riva Studio Ceramica will create an impressive focus.



Fire sizes	Studio 1	Studio 2
Heat outputs	5.0kW	8.0kW
Maximum log lengths	300mm (12")	400mm (16")
Frame dimensions mm (wxhxd)	1480 x 665 x 19	1880 x 690 x 19

**Left:**  
Riva Studio 2 Ceramica Wave in Graphite.

**Right:**  
Riva Studio 1 Ceramica Wave in  
Graphite & Oyster White.



# RIVA | STUDIO EDGE



The Riva Studio Edge is for those who require minimalist modern perfection. This contemporary fire has a seamless no-frame design, allowing your home's interior to frame and enhance the roaring flames. Combine this with the optional fan-assisted convection system and you can boost the flow of heat into your room whilst providing a beautiful focal point.

Fire sizes	Studio 1	Studio 2	Studio 3
Heat outputs	5.0kW	8.0kW	11.0kW
Maximum log lengths	300mm (12")	400mm (16")	500mm (20")
Frame dimensions mm (wxhxd) Edge	889 x 567 x 34*	1089 x 592 x 34*	1476 x 597 x 44.5*
Frame dimensions mm (wxhxd) Edge 'Cool Wall'	893 x 578 x 59*	1093 x 603 x 59*	1480 x 613 x 70*



\* Once installed, the Edge kits are flush with the finished wall surface.

**Left:**

Riva Studio 2 Frameless Edge shown with Stovax Kappa 67.1 x 33.3cm Fireplace Tile Surround.

**Right:**

Riva Studio 3 Frameless Edge 'Cool Wall'.





# RIVA | STUDIO GLASS

With its crisp lines and reflective surface, the Riva Studio Glass offers you a complete focal point around which to create your very own distinctive decorative style. This sleek frame is available in all three Riva Studio sizes, giving you the versatility to match your personal design and heating needs.



Fire sizes	Studio 1	Studio 2	Studio 3
Heat outputs	5.0kW	8.0kW	11.0kW
Maximum log lengths	300mm (12")	400mm (16")	500mm (20")
Frame dimensions mm (wxhxd)	1209 x 573 x 8	1445 x 628 x 8	1932 x 653 x 8

**Left:**  
Riva Studio 1 Glass.

**Right:**  
Riva Studio 2 Glass.



# RIVA | STUDIO STEEL



The Riva Studio Steel is for those with large spaces who wish to create a greater presence with their choice of fireplace. Finished in Midnight Black Metallic, the Studio Steel's wide frame instantly creates a distinctive and individual focal point that can be further matched to your interior space by choosing from the three fire sizes available.

Fire sizes	Studio 1	Studio 2	Studio 3
Heat outputs	5.0kW	8.0kW	11.0kW
Maximum log lengths	300mm (12")	400mm (16")	500mm (20")
Frame dimensions mm (wxhxd)	1203 x 567 x 3	1439 x 622 x 3	1926 x 647 x 3



**Left:**  
Riva Studio 2 Steel.

**Right:**  
Riva Studio 3 Steel.







# RIVA | STUDIO VERVE

The new Verve adds a curved 3D frame to the Riva Studio fire range. A statement frame to create a designer look, the Verve is finished in Midnight Black Metallic and available in all three Riva Studio sizes, enabling you to pick the exact fire you need to create a truly stylish look.



Fire sizes	Studio 1	Studio 2	Studio 3
Heat outputs	5.0kW	8.0kW	11.0kW
Maximum log lengths	300mm (12")	400mm (16")	500mm (20")
Frame dimensions mm (wxhxd)	1203 x 567 x 48	1440 x 622 x 59	1927 x 674 x 83

**Left:**  
Riva Studio 3 Verve.

**Right:**  
Riva Studio 2 Verve.





# RIVA | STUDIO BAUHAUS

The Riva Studio Bauhaus is a classic three dimensional tapered frame. This frame comes in two finishes and is offered on all sizes of Riva Studio fires, enabling you to perfectly match the Bauhaus to whatever the size and style of your room. Whether you opt for the contemporary Polished Stainless Steel or the refined lines of the Midnight Black Metallic finish, the Bauhaus will heat your home in flawless style.



**Left:**  
Studio 3 Bauhaus  
in Polished Stainless Steel.

**Right:**  
Studio 2 Bauhaus  
in Midnight Black Metallic.

Fire sizes	Studio 1	Studio 2	Studio 3
Heat outputs	5.0kW	8.0kW	11.0kW
Maximum log lengths	300mm (12")	400mm (16")	500mm (20")
Frame dimensions mm (wxhxd)	850 x 526 x 49	1050 x 554 x 49	1437 x 559 x 49



# RIVA | STUDIO FIRENZA, PIENZA & SIENNA



Studio 1 Firenze

The Riva Studio stone frames offer three stylish natural options to complement your Studio fire. This range has been created to add maximum visual impact, blending the subtle textures and delicate tones of natural stone with the very latest in fireplace design, offering a solid quality to expertly contrast with the fluid motion of the rolling flames.

Whether it's the polished black granite Firenze, the timeless limestone Pienza or the stylish travertine Sienna, your choice from this stunning collection will add that look of undeniable elegance to your interior that is only achieved by using solid stone.

Available for either the Riva Studio 1 or 2, and at home in both contemporary and modern interiors, these precision-cut, stunning frames offer the ultimate in design perfection. Style has never been so effortless.



Studio 1 Pienza

Fire sizes	Studio 1	Studio 2
Heat outputs	5.0kW	8.0kW
Maximum log lengths	300mm (12")	400mm (16")
Frame dimensions mm (wxhxd)	1480 x 597 x 18	1720 x 621 x 18









# RIVA | STUDIO SORRENTO

If you wish to hearth mount your Riva Studio then the graceful Sorrento presents the perfect solution. Crafted from either elegant limestone or striking polished black granite, the addition of this surround offers a designer focal point around which to create your own individual decorative style.

Available for either the Riva Studio 1 or 2, the solid stone Sorrento is the perfect enhancement to the already impressive Riva Studio fire, ensuring that your fireplace remains at the heart of your home - even when it isn't burning!



Fire sizes	Studio 1	Studio 2
Heat outputs	5.0kW	8.0kW
Maximum log lengths	300mm (12")	400mm (16")
Frame dimensions mm (wxhxd)	1338 x 678 x 300	1536 x 703 x 300

**Left:**  
Riva Studio 2 Sorrento  
in Natural Limestone.

**Right:**  
Riva Studio 1 Sorrento  
in Polished Black Granite.



# RIVA | STUDIO BENCH - GLASS & STEEL FRAMES



The latest development in the Riva Studio range, the new Bench frame models, allow the same ultra-contemporary styling of the cassette Glass and Steel frames to be brought out into the room, creating extra impact for larger rooms and an impressive designer statement.

Using a special frame to encase your Riva Studio 1, 2 or 3 cassette fire and by incorporating one of Stovax's unique Riva benches in either high or low options, the Bench Glass and Bench Steel become impressive stand alone fires.

#### Riva Bench required

	Low	High
Riva Bench 100	RVACLB100B	RVACB100B
Riva Bench 120	RVACLB120B	RVACB120B
Riva Bench 140*	RVACLB140B	RVACB140B

\*The Riva Studio 3 is only compatible with the 140 Low & High benches

#### Frame required (includes casing)

	Steel	Glass
Riva Studio 1	RVBS-1FST	RVBS-1FGB
Riva Studio 2	RVBS-2FST	RVBS-2FGB
Riva Studio 3	RVBS-3FST	RVBS-3FGB

#### Additional options

Black glass top plate (Studio 1)	RVBS-1BG
Black glass top plate (Studio 2)	RVBS-2BG
Black glass top plate (Studio 3)	RVBS-3BG
Decorative square section flue cover *	RVFS-SFCO
Smoke Control Kit (Studio 1)	RVS-1SCKIT
Smoke Control Kit (Studio 2)	RVS-2SCKIT

\* 215 x 1800 x 212mm (w x h x d)

Fire sizes	Studio 1	Studio 2	Studio 3*
Heat outputs	5.0kW	8.0kW	11.0kW
Maximum log lengths	300mm (12")	400mm (16")	500mm (20")

For full technical specifications and dimensions, please refer to pages 32 - 33

#### Above:

Riva Studio 1 Bench Steel  
with 100 Low Bench and glass  
black enamelled flue pipe

#### Right:

Riva Studio 2 Bench Glass  
with 120 High Bench and  
decorative square section flue cover  
(Contemporary tool set shown also  
available from Stovax)





# RIVA | STUDIO 1 FREESTANDING



Fire sizes	Studio 1
Heat outputs	5.0kW
Maximum log lengths	300mm (12")
Box dimensions mm (wxhxd)	800 x 479 x 380

**Above:**  
Studio 1 Freestanding  
with black glass top plate and  
decorative square section flue cover.

**Right:**  
Studio 1 Freestanding  
on 120 Low Bench with  
black glass top plate and glass  
black enamelled flue pipe.



Bridging the gap between a cassette fire and a woodburning stove is the Riva Studio Freestanding. Incorporating all the firebox characteristics of the Riva Studio cassette, the Freestanding models are ideal for hearth mounting or installation on a Riva Bench.

Other styling options include a black glass top plate, glass black enamel flue pipe and square section flue covers, all of which are designed to provide an integrated and cohesive look to your new fire.

#### Additional options

Black glass top plate .....	RVFS-1GB
Decorative square section flue cover* .....	RVFS-SFCO
Smoke Control Kit .....	RVS-1SCKIT
Riva Bench 100 Low .....	RVACLB100B
Riva Bench 100 High .....	RVACB100B
Riva Bench 120 Low .....	RVACLB120B
Riva Bench 120 High .....	RVACB120B
Riva Bench 140 Low .....	RVACLB140B
Riva Bench 140 High .....	RVACB140B

\* 215 x 1800 x 212mm (w x h x d)





# RIVA | STUDIO 2 FREESTANDING

This Freestanding version of the Riva Studio 2 offers you up to 8kW of heating capacity as well as superb views of the flames. Featuring exactly the same firebox attributes as other Riva Studios, the Freestanding version may be mounted on a hearth or installed onto your choice of four optional Riva Benches.

You can also specify options such as a black glass top plate, gloss black enamel flue pipe and square section flue covers to create your own bespoke look.

### Additional options

Black glass top plate .....	RVFS-2GB
Decorative square section flue cover* .....	RVFS-SFCO
Smoke Control Kit .....	RVS-2SCKIT
Riva Bench 120 Low .....	RVACLB120B
Riva Bench 120 High .....	RVACB120B
Riva Bench 140 Low .....	RVACLB140B
Riva Bench 140 High .....	RVACB140B

\*215 x 1800 x 212mm (w x h x d)



Fire sizes	Studio 2
Heat outputs	8.0kW
Maximum log lengths	400mm (16")
Box dimensions mm (w x h x d)	1000 x 504 x 380

### Above:

Studio 2 Freestanding on 140 Low Bench with black glass top plate and gloss black enamelled flue pipe.

### Left:

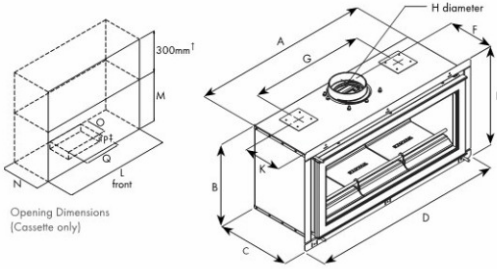
Studio 2 Freestanding with black glass top plate and decorative square section flue cover.



# RIVA STUDIO | INFORMATION

A HETAS approved installer should undertake a site survey prior to purchase and must install your Riva Studio for you. Your Stovax retailer will be able to offer advice on this. You may also view or download complete installation instructions from our website - [www.stovax.com](http://www.stovax.com). The diagrams on these pages cover some of the basic requirements and are for initial information purposes only.

## CASSETTE



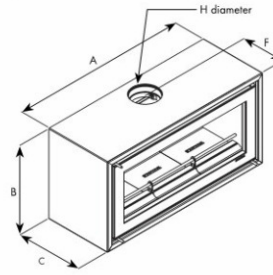
Opening Dimensions (Cassette only)

CASSETTE DIMENSIONS

(all dimensions in mm)	Studio 1	Studio 2	Studio 3	Studio 1 FS	Studio 2 FS
A	745	950	1332	800	1000
B	415	440	450	479	504
C	350	350	393	380	380
D	821	1019	1406	-	-
E	497	522	532	-	-
F	246	246	291	260	260
G	480	610	610/1010*	-	-
H ø	153	153	153	153	153
K	240	240	275	-	-
L	755	960	1342	-	-
M	435	460	470	-	-
N	355	355	405	-	-
O	100	115	115	-	-
P	25	25	25	-	-
Q	605	750	750	-	-
Flame Viewing Area [w x h]	590 x 263	790 x 289	1177 x 286	590 x 263	790 x 289
Weight	92Kg	112Kg	206Kg	100Kg	120Kg

† Extra height required when fitting Warm Air Ducting kit. ‡ If a fan kit is required, please allow 250mm for fitting.  
\* Studio 1 & 2 models have two air duct outlets whilst Studio 3 models have four.  
Please refer to installation manual for minimum distances to combustible materials.

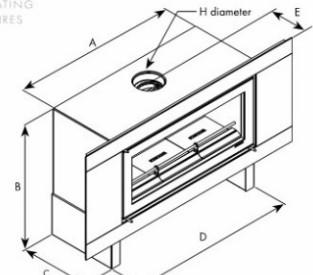
## FREESTANDING



FREESTANDING DIMENSIONS \*\*

## BENCH - STEEL & GLASS FRAMES

INCORPORATING CASSETTE FIRES



BENCH DIMENSIONS WITH BENCH CASING †

	Studio 1	Studio 2	Studio 3
A	800	1000	1400
B	735/835	766/866	770/870
C	420	420	420
D	1000	1000	1400
E	246	246	291
H	153	153	153

For Bench frame dimensions, please see page 33

### RIVA STUDIO FIRE INFORMATION

Product Code	Description	Heat Output	Fuel Type	Efficiency
RVS-1	Riva Studio 1	5.0kW	Wood	75%
RVS-2	Riva Studio 2	8.0kW	Wood	75%
RVS-3	Riva Studio 3	11.0kW	Wood	75%
RVFS-1	Riva Studio 1 Freestanding	5.0kW	Wood	75%
RVFS-2	Riva Studio 2 Freestanding	8.0kW	Wood	75%

† Please note that the Bench casing is required to fit a Glass or Steel frame to a Bench model, and is included with the frame codes on page 33.



# FRAME | INFORMATION

## RIVA STUDIO 1 CASSETTE (all dimensions in mm)

Product Code	Description	Width	Height	Depth
RVS-1FPRO4	Profil <sup>®</sup>	839	517	33
RVS-1FST	Steel <sup>®</sup>	1203	567	3
RVS-1FGB	Glass <sup>®</sup>	1209	573	8
RVS-1FCWG	Ceramica Wave <sup>®</sup> Graphite	1480	665	19
RVS-1FCWW	Ceramica Wave <sup>®</sup> Oyster White	1480	665	19
RVS-1FCWGW	Ceramica Wave <sup>®</sup> Graphite & Oyster White	1480	665	19
RVS-1FV	Verve	1203	567	48
RVS-1FB	Bauhaus Midnight Black Metallic	850	526	49
RVS-1FBP	Bauhaus Polished Stainless Steel	850	526	49
RVS-1FFR	Firenza	1480	597	18
RVS-1FPZ	Pienza	1480	597	18
RVS-1FSN	Sienna	1480	597	18
RVS-1FSNL	Sorrento Natural Limestone	1338	678	300
RVS-1FSPG	Sorrento Polished Black Granite	1338	678	300
<b>Options</b>				
RVS-1FEK	Edge Kit	889	567	34 <sup>Δ</sup>
RVS-1FCWK	Edge 'Cool Wall' Kit	893	578	59 <sup>Δ</sup>

## RIVA STUDIO 2 CASSETTE (all dimensions in mm)

Product Code	Description	Width	Height	Depth
RVS-2FPRO4	Profil <sup>®</sup>	1039	542	33
RVS-2FST	Steel <sup>®</sup>	1439	622	3
RVS-2FGB	Glass <sup>®</sup>	1445	628	8
RVS-2FCWG	Ceramica Wave <sup>®</sup> Graphite	1880	690	19
RVS-2FCWW	Ceramica Wave <sup>®</sup> Oyster White	1880	690	19
RVS-2FCWGW	Ceramica Wave <sup>®</sup> Graphite & Oyster White	1880	690	19
RVS-2FV	Verve	1440	622	59
RVS-2FB	Bauhaus Midnight Black Metallic	1050	554	49
RVS-2FBP	Bauhaus Polished Stainless Steel	1050	554	49
RVS-2FFR	Firenza	1720	621	18
RVS-2FPZ	Pienza	1720	621	18
RVS-2FSN	Sienna	1720	621	18
RVS-2FSNL	Sorrento Natural Limestone	1536	703	300
RVS-2FSPG	Sorrento Polished Black Granite	1536	703	300
<b>Options</b>				
RVS-2FEK	Edge Kit	1089	592	34 <sup>Δ</sup>
RVS-2FCWK	Edge 'Cool Wall' Kit	1093	603	59 <sup>Δ</sup>

## RIVA STUDIO 3 CASSETTE (all dimensions in mm)

Product Code	Description	Width	Height	Depth
RVS-3FPRO4	Profil <sup>®</sup>	1426	547	45
RVS-3FST	Steel <sup>®</sup>	1926	647	3
RVS-3FGB	Glass <sup>®</sup>	1932	653	8
RVS-3FV	Verve	1927	674	83
RVS-3FB	Bauhaus Midnight Black Metallic	1437	559	49
RVS-3FBP	Bauhaus Polished Stainless Steel	1437	559	49
<b>Options</b>				
RVS-3FEK	Edge Kit	1476	597	44.5 <sup>Δ</sup>
RVS-3FCWK	Edge 'Cool Wall' Kit	1480	613	70 <sup>Δ</sup>

## RIVA STUDIO 1, 2 & 3 BENCH WITH STEEL OR GLASS FRAME (all dimensions in mm)

Product Code	Description	Width*	Height*	Depth*
RVBS-1FST	Studio 1 Bench Steel <sup>®</sup>	1203	567	3
RVBS-1FGB	Studio 1 Bench Glass <sup>®</sup>	1209	573	8
RVBS-2FST	Studio 2 Bench Steel <sup>®</sup>	1439	622	3
RVBS-2FGB	Studio 2 Bench Glass <sup>®</sup>	1445	628	8
RVBS-3FST	Studio 3 Bench Steel <sup>®</sup>	1926	647	3
RVBS-3FGB	Studio 3 Bench Glass <sup>®</sup>	1932	653	8

<sup>®</sup>Registered European Designs 001169338\_0001/8

<sup>Δ</sup> Once installed, the Edge Kits are flush with the finished wall surface.

\* Dimensions are for the frame only. For total dimensions including the cassette and bench casing, please refer to information provided on page 32

## Riva Benches

These stunning benches, compatible with the **Riva Studio Freestanding 1 & 2** and required for all **Riva Studio Bench frame** models, offer infinitely greater possibilities for designers and homeowners alike. With three widths and two heights to choose from, you can be sure to satisfy your individual styling requirements.

- Sturdy steel construction
- Choice of 3 widths & 2 heights
- Durable matching black finish
- High: 1000/1200/1400 x 350 x 420mm (wxhxd)
- Low: 1000/1200/1400 x 250 x 420mm (wxhxd)
- Proportioned 60mm wide legs
- Allows for central or offset stove positioning



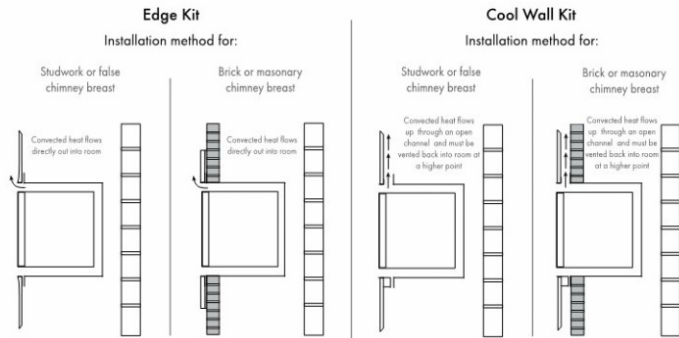
## Edge and Cool Wall Kits

### Edge Kit (cassette fires only)

This kit is screw-mounted to the front flange of the outer firebox. The L-shaped attachments provide a 34/44.5mm<sup>†</sup> return against which high temperature plasterboard/screed can be butted up for the 'clean edge' look. The Edge Kit is made in aluminised steel which can then be painted to match the decor of your room.

### Cool Wall Kit (cassette fires only)

Again, screw-mounted to the front flange of the outer firebox, the U-shaped attachments of the Cool Wall kit are designed primarily for studwork or false chimney breasts. The additional depth allows some of the heat to be vented up into the void above the firebox and then re-enter the room at a higher level. The effect is to produce a cooler wall immediately above the appliance than would otherwise be the case. The Cool Wall Kit is made in aluminised steel which can then be painted to match the decor of your room.



NB: When using the Edge Kit, heat resistant board and high temperature finishing plaster must be used. Please refer to installation instructions for full details of both kits which can be downloaded from [www.stovax.com](http://www.stovax.com)

<sup>†</sup> 34mm Studio 1 & 2 / 44.5mm Studio 3

## Warm Air Ducting kit

The kit, for the cassettes only, which includes two 3 metre lengths of flexible ducting, allows you to heat up to two other living spaces. The Riva Studio 3 has four ports so you can even add two kits if required, providing heat for up to four additional rooms.



## 10° Angled Flue Outlet



This optional flue outlet for the Riva Studio Cassettes offers greater installation flexibility and ease, especially in larger openings with deeper lintels.

## Product Guarantee



All Riva Studio fires are guaranteed for 2 years from the date of purchase. However, this is dependent upon servicing the appliance 12 months after installation and specifically excludes 'wear and tear' items, such as glass, firebricks, log retainers, baffles and rope seal. The use of petrocake in a Riva Studio will invalidate its guarantee. Full details are available to view at [www.stovax.com](http://www.stovax.com).

Stovax pursue a policy of continuous product improvement, therefore, whilst our products are correct at the time of the photography, we reserve the right to make alterations and amendments. Exact product details should be discussed with your retailer at the time of purchase.

All fire and flame photography has been taken from genuine products, however, the exact appearance of the flame picture for any appliance will vary depending on the nature of the flue type, installation surroundings, local geographical features and the way in which the appliance is operated.



## Care of your Riva Studio

To help you get the best performance from your fire and keep it in good condition, inside and out, Stovax offers a wide range of cleaning and maintenance products. Stovax also supply a wide variety of fireplace accessories and flue pipe. Your Stovax retailer will be able to give you full details or you can view the complete range at [www.stovax.com](http://www.stovax.com).



## Fireplace Tile Surrounds

A unique collection of 22 ceramic and natural stone tiles designed to complement your Stovax stove or fireplace. As shown on pages 9 & 12, Stovax's fireplace tiles are the perfect enhancement to your Riva Studio, creating the ultimate contemporary look. To request a brochure, simply contact your local retailer or visit [www.stovax.com](http://www.stovax.com).

## Professional XQ Chimney Systems

Incorporating 6 flue diameters from 125mm - 300mm, along with a complete range of fixings and accessories, Professional XQ can be configured to suit virtually any installation requirement. The complete range, with Twist-Lock connection, allows for quicker, easier and safer installation, with more versatility than other leading brands. To request a brochure, contact your local retailer or simply visit [www.stovax.com/chimneysystems](http://www.stovax.com/chimneysystems).





Riva Studio 3 Frameless Edge shown with Kappa 671 x 33.3 Fireplace Tile Surround

# STOVAX

*Fire Your Imagination*

Stovax Limited, Falcon Road, Sowton Industrial Estate, Exeter, Devon, England EX2 7LF

Trade Sales Tel: 01392 474000 Fax: 01392 219932  
 Export Sales Tel: +44 1392 261990 Email: info@stovax.com  
 Other depts Tel: 01392 474011 www.stovax.com

A member of the Stovax Group

Stovax gratefully acknowledges the assistance of the following companies with photographic settings:

John Lewis - www.johnlewis.com Original Style - www.originalstyle.com Debenhams - www.debenhams.co.uk  
 Furniture Village - www.furniturevillage.com Habitat - www.habitat.co.uk Amos Lighting - www.amoslighting.co.uk  
 House of Fraser - www.houseoffraser.co.uk Orange Tree - www.theorangetree.co.uk

© All material copyright Stovax Limited 2011

E & O E

Paper sourced from sustainable forests and printed using vegetable based inks

Brochure ref: RSTUDIO0611

Your Stovax stockist:

£2.00



RSTUDIO

